

Scaled data based on original data using  
LM-79-08 Approved Method: Electrical and Photometric Measurements of Solid-  
State Lighting Products

Test Report Prepared for  
Cooper Lighting Solutions  
(formerly Eaton)

Brand: STREETWORKS

Report Number: P649465

Luminaire Tested: **GLAN-SA6D-835-U-AFL**

Issue Date: 1/4/2021

**Test Information**

Test Method: LM-79-08  
Report Number: P649465  
TEST IS SCALED FROM IESNA LM-79-08 TEST DATA (G3-2011-042-24)  
Test Lab: INNOVATION CENTER  
Issue Date: 1/4/2021  
Manufacturer: COOPER LIGHTING SOLUTIONS (FORMERLY EATON)  
Product Line: STREETWORKS  
Catalog Number: GLAN-SA6D-835-U-AFL  
Description: GALLEON AREA AND ROADWAY LUMINAIRE  
(6) 80 CRI, 3500K, 1200mA LIGHTSQUARES WITH 16 LEDS EACH AND AUTOMOTIVE FRONTLINE OPTICS  
Light Source: -  
Ballast/Driver: ELECTRONIC DRIVER

**Summary**

Lumens per Lamp: N/A  
Luminaire Lumens: 36270.9 lumens  
Efficiency: N/A  
Efficacy: 98.6 lumens/watt  
Luminous Opening: Rectangular (W 1.5' x L: 1' x H: 0')  
IES Classification: Type II - Short  
BUG Rating: B3 - U0 - G3

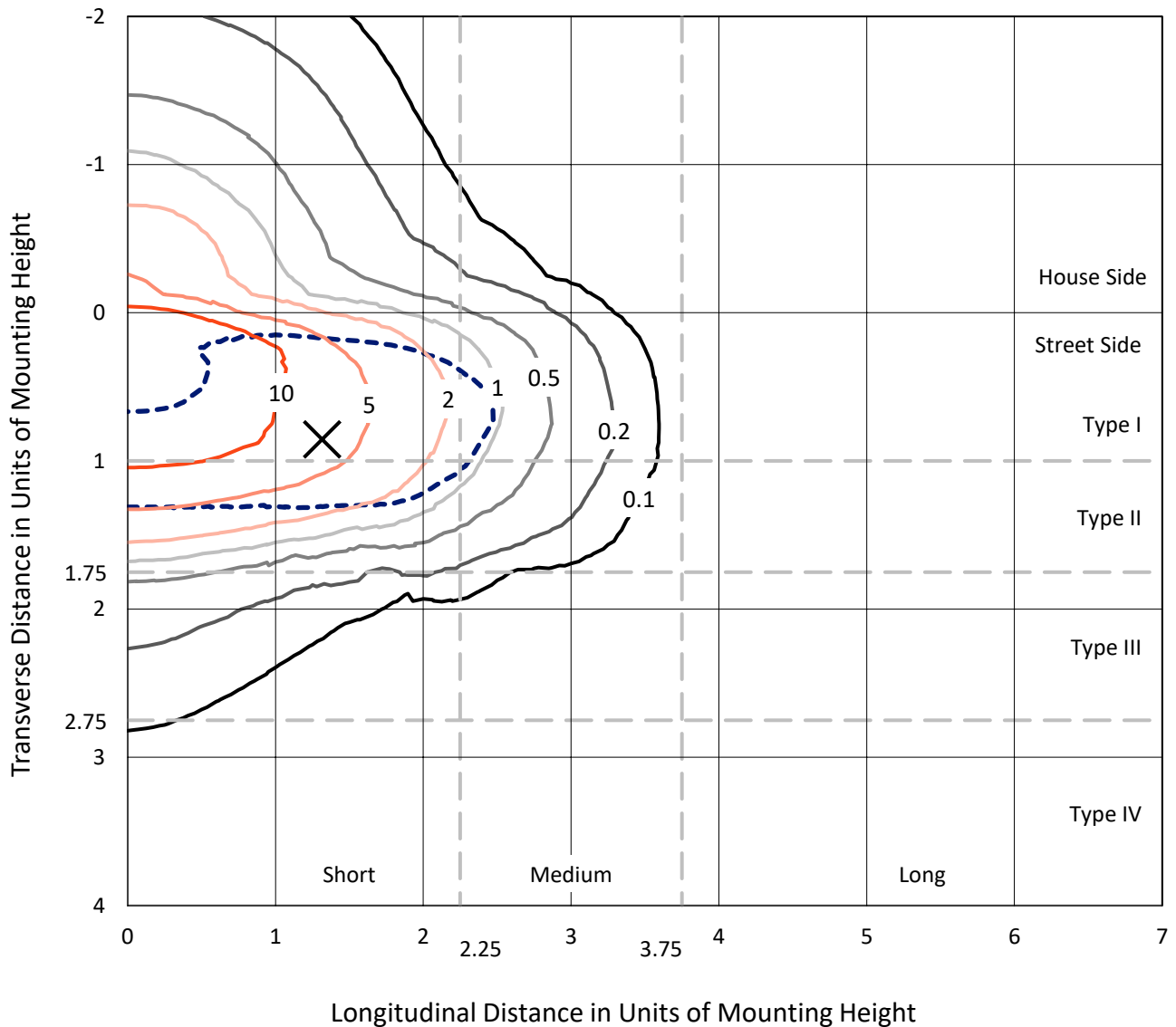
Input Watts (W): 368  
Input Voltage (V): NR  
Input Current (Ain): NR  
Voltage Rise (V): NR  
Power Factor: NR  
Total Harmonic Distortion (THDi): NR  
Frequency (hertz): 60  
Stabilization Time: NR  
Operation Time: NR  
Ambient Temperature (°C): NR  
Test Distance: 24 FT



REPORT NUMBER: P649465  
 CATALOG NUMBER: GLAN-SA6D-835-U-AFL

### Iso-Footcandle Lines of Horizontal Illumination

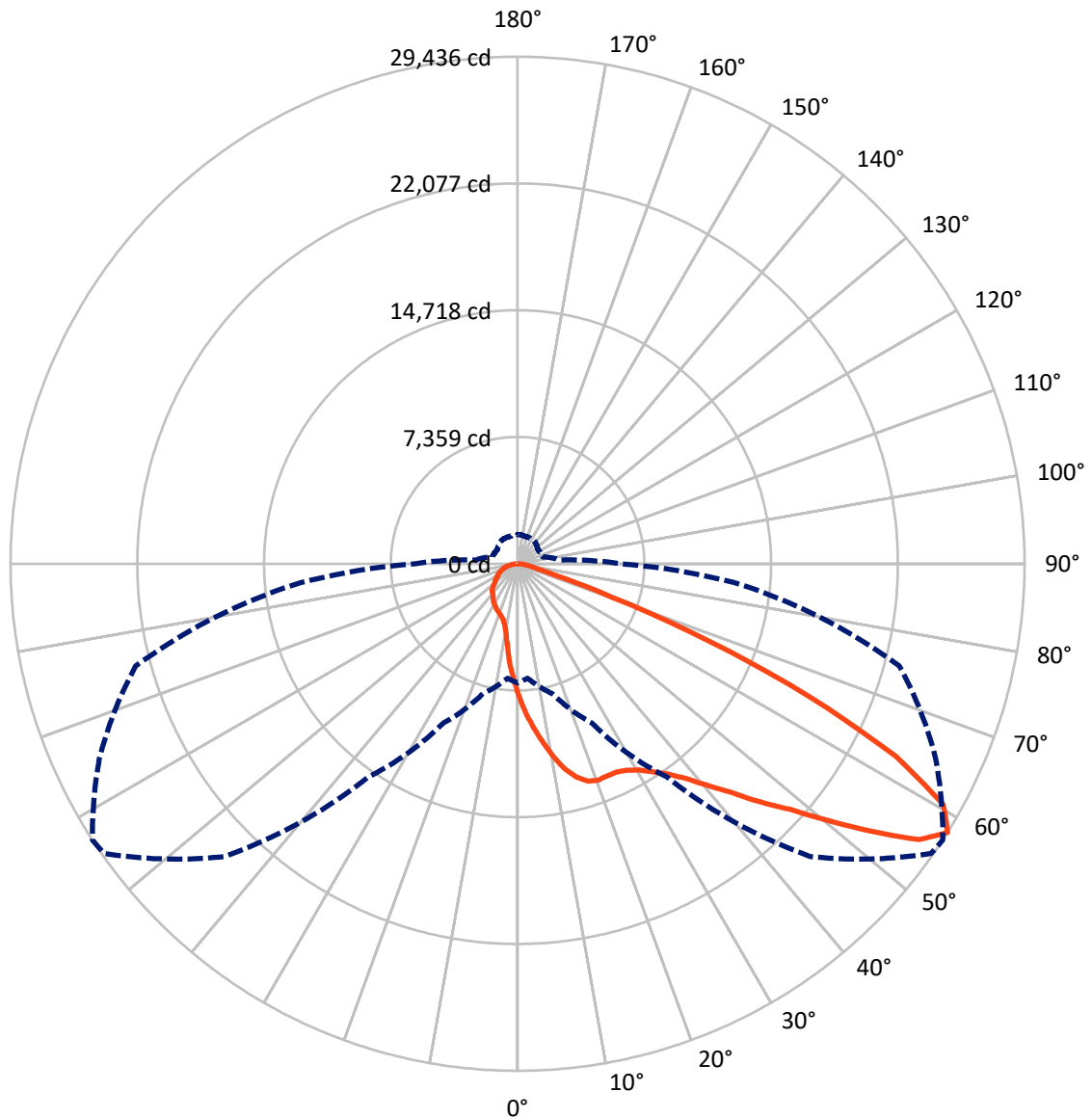
✕ Max cd  
 - - - 1/2 Max cd



Based on 25 foot mounting height. Maximum calculated value = 18.5 fc  
 Type II - Short - N/A

REPORT NUMBER: P649465  
CATALOG NUMBER: GLAN-SA6D-835-U-AFL

### Luminous Intensity Polar Plot



— Vertical Plane Through 57-Deg Lateral      - - - Horizontal Cone Through 57.5-Deg Vertical

REPORT NUMBER: P649465  
 CATALOG NUMBER: GLAN-SA6D-835-U-AFL

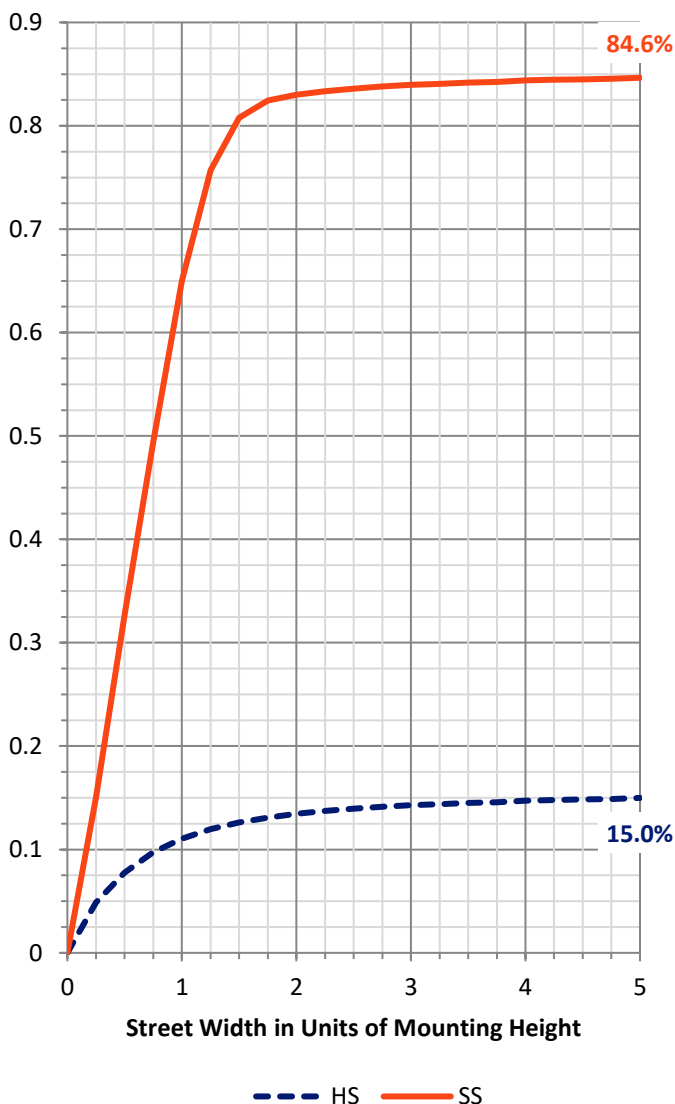
**FLUX DISTRIBUTION:**

		Downward	Upward	Total
<b>House Side</b>	Lumens	5515.8	0.0	5515.8
	% Fixture	15.2	0.0	15.2
<b>Street Side</b>	Lumens	30755.1	0.0	30755.1
	% Fixture	84.8	0.0	84.8
<b>Total</b>	Lumens	36270.9	0.0	36270.9
	% Fixture	100.0	0.0	100.0

**ZONAL LUMENS:**

Zone	Lumens	% Fixture
0°-10°	732.4	2.0
10°-20°	2158.3	6.0
20°-30°	3583.9	9.9
30°-40°	5398.4	14.9
40°-50°	8105.3	22.3
50°-60°	9085.0	25.0
60°-70°	5317.0	14.7
70°-80°	1572.7	4.3
80°-90°	317.9	0.9
90°-100°	0.0	0.0
100°-110°	0.0	0.0
110°-120°	0.0	0.0
120°-130°	0.0	0.0
130°-140°	0.0	0.0
140°-150°	0.0	0.0
150°-160°	0.0	0.0
160°-170°	0.0	0.0
170°-180°	0.0	0.0
0°-90°	36270.9	100.0
0°-180°	36270.9	100.0

**Coefficient of Utilization**



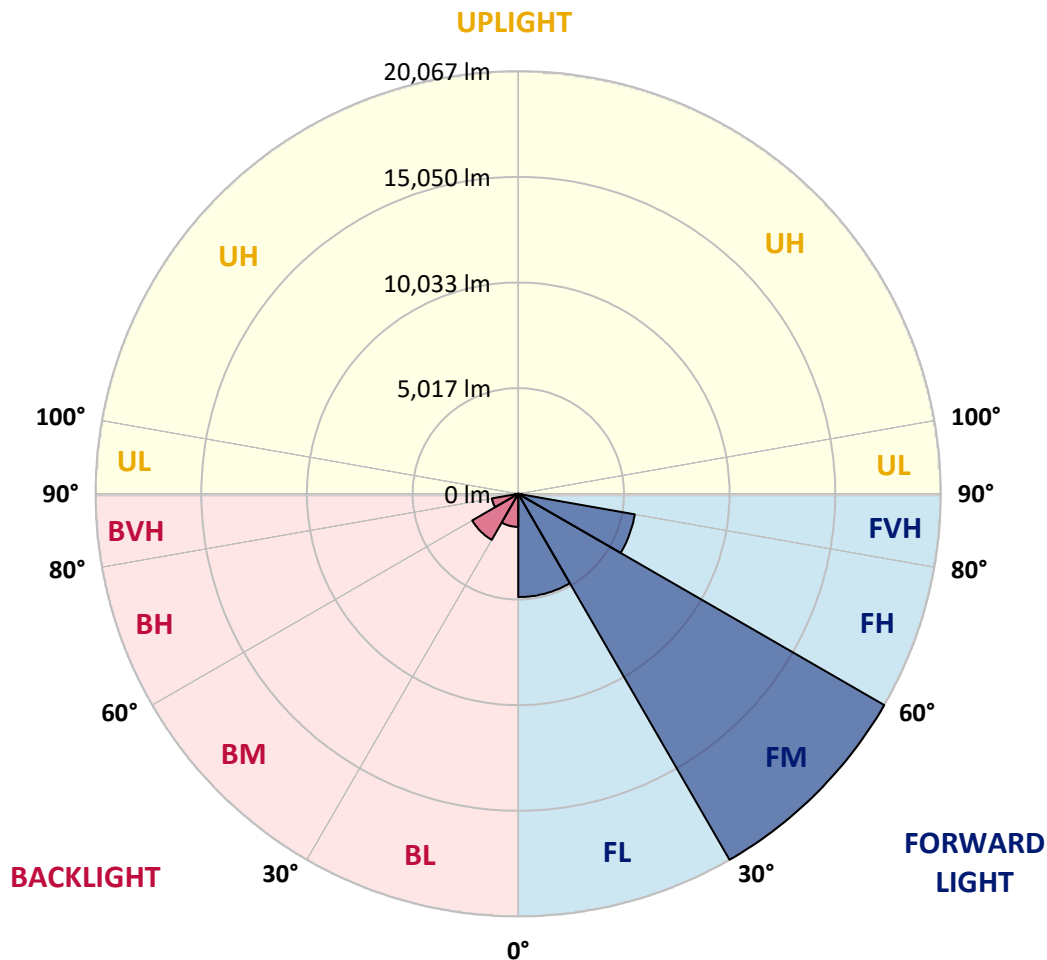
REPORT NUMBER: P649465  
 CATALOG NUMBER: GLAN-SA6D-835-U-AFL

**LUMINAIRE CLASSIFICATION SYSTEM LUMEN TABLE AND BUG RATING:**

Zone	Lumens	% Fixture	Zone Rating/Lumen Limit		
			B	U	G
FL (0°-30°)	4903.0	13.5			
FM (30°-60°)	20066.7	55.3			
FH (60°-80°)	5620.6	15.5			G3/7500
FVH (80°-90°)	164.9	0.5			G2/225
BL (0°-30°)	1571.6	4.3	B3/2500		
BM (30°-60°)	2522.0	7.0	B3/5000		
BH (60°-80°)	1269.2	3.5	B3/2500		G3/2500
BVH (80°-90°)	153.0	0.4			G2/225
UL (90°-100°)	0.0	0.0		U0/0	
UH (100°-180°)	0.0	0.0		U0/0	

**BUG Rating: B3-U0-G3**

Type II Short





REPORT NUMBER: P649465

CATALOG NUMBER: GLAN-SA6D-835-U-AFL

**CANDELA DISTRIBUTION (FULL):**

	0°	5°	15°	25°	35°	45°	55°	57°	65°	75°	85°
0°	7620.1	7620.1	7620.1	7620.1	7620.1	7620.1	7620.1	7620.1	7620.1	7620.1	7620.1
2.5°	9468.5	9365.3	9283.9	9212.4	9119.1	8866.9	8614.8	8610.8	8410.3	8100.6	7782.9
5°	11011.3	10872.3	10890.1	10667.7	10445.4	10080.0	9545.9	9518.1	9091.3	8511.6	7921.9
7.5°	12015.8	12017.9	11962.3	11835.2	11595.0	11180.0	10574.4	10437.5	9843.8	8964.3	8080.7
10°	11964.2	12017.9	12111.1	12220.4	12293.8	12089.3	11537.3	11370.6	10598.2	9512.2	8257.4
12.5°	11277.3	11360.6	11493.7	11767.7	12210.4	12548.0	12359.3	12224.4	11471.8	10058.2	8452.0
15°	10848.4	10898.0	10971.6	11156.2	11632.6	12440.8	12929.1	12857.7	12295.8	10675.7	8670.4
17.5°	10717.4	10767.0	10790.8	10904.0	11243.5	12071.4	13153.5	13280.6	13026.5	11243.5	8890.8
20°	10848.4	10872.3	10872.3	10939.8	11205.8	11855.0	13143.6	13399.7	13626.1	11924.5	9097.3
22.5°	11191.9	11201.8	11187.9	11211.8	11410.3	11914.6	13050.3	13367.9	14110.5	12502.3	9258.1
25°	11749.8	11765.7	11674.4	11618.8	11763.7	12176.7	13101.9	13393.8	14489.7	13054.3	9365.3
27.5°	12383.1	12403.0	12291.8	12162.8	12230.3	12500.3	13304.4	13566.5	14773.6	13598.3	9432.8
30°	13159.5	13167.4	12980.8	12825.9	12782.2	12982.8	13649.9	13894.1	15127.0	14239.6	9534.0
32.5°	13953.6	14013.2	13773.0	13554.6	13481.1	13542.7	14160.2	14396.4	15548.0	14928.5	9696.9
35°	15033.8	15043.6	14755.8	14489.7	14247.5	14326.9	14813.3	14984.1	16129.6	15724.7	9927.2
37.5°	16381.8	16473.1	16076.1	15579.7	15281.9	15166.7	15603.5	15790.1	16945.7	16701.5	10274.6
40°	17878.9	17912.6	17573.1	17263.3	16719.3	16385.8	16687.6	16890.1	17952.3	17867.0	10677.7
42.5°	18820.0	18893.4	18919.2	18887.4	18478.5	17918.6	18033.7	18129.0	19143.6	18960.9	11090.6
45°	19137.6	19246.8	19616.1	20398.4	20442.0	19890.1	19622.1	19713.4	20442.0	20064.8	11485.7
47.5°	18611.4	18798.1	19479.1	21083.4	22284.5	22326.2	21518.2	21317.6	21625.4	20980.1	11771.6
50°	17251.4	17291.1	18333.6	20656.5	23148.2	24655.1	23819.3	23446.0	22749.1	21657.2	11968.2
52.5°	15146.9	15192.5	16066.1	18673.1	22616.1	26283.2	26511.5	25844.4	23890.7	22183.3	12097.3
55°	11243.5	11507.6	12468.6	14988.0	20094.6	26130.4	28651.8	28272.6	25270.6	22600.2	12299.8
57.5°	6913.3	6671.1	7810.7	10197.2	15113.2	24029.7	29312.9	29436.1	26789.5	22949.7	12639.3
60°	3180.7	3228.3	3698.9	5259.4	9212.4	18798.1	27609.4	28387.7	27629.3	22937.8	12724.7
62.5°	2191.9	2148.2	2029.1	2309.1	4201.2	11888.8	23321.0	24639.3	25945.6	22225.0	12385.2
65°	1959.6	1915.9	1685.6	1608.2	1929.9	5182.0	16953.7	18617.5	21845.8	20426.2	11539.4
67.5°	1830.6	1771.0	1532.7	1381.8	1377.9	2062.9	9996.6	11999.9	16203.2	17269.3	9998.7
70°	1695.6	1647.9	1411.7	1244.9	1173.4	1296.5	4393.8	5751.8	10520.9	12444.7	7788.9
72.5°	1560.5	1504.9	1292.5	1113.8	1020.5	970.8	1683.7	2190.0	5944.4	7461.3	4775.0
75°	1364.0	1336.2	1155.6	1008.6	907.3	784.3	1068.2	1219.1	2843.2	3426.9	2396.4
77.5°	1193.2	1163.5	1026.4	881.5	808.1	637.4	758.4	827.9	1199.2	1389.8	1082.0
80°	873.6	903.3	865.7	778.3	720.8	500.3	510.3	567.8	712.8	788.2	661.2
82.5°	554.0	609.6	667.1	599.6	546.0	395.1	353.4	375.2	486.4	516.2	293.9
85°	232.3	236.2	387.2	365.3	311.7	234.3	212.4	224.3	260.1	272.0	137.0
87.5°	89.3	87.4	137.0	127.1	97.2	67.5	67.5	75.5	103.3	95.3	43.7
90°	0.0	0.0	0.0	0.0	0.0	0.0	0.0	0.0	0.0	0.0	0.0



REPORT NUMBER: P649465  
 CATALOG NUMBER: GLAN-SA6D-835-U-AFL

**CANDELA DISTRIBUTION (continued):**

	90°	95°	105°	115°	125°	135°	145°	155°	165°	175°	180°
0°	7620.1	7620.1	7620.1	7620.1	7620.1	7620.1	7620.1	7620.1	7620.1	7620.1	7620.1
2.5°	7645.9	7505.0	7225.0	6877.6	6623.4	6337.5	6085.4	5904.7	5837.2	5805.4	5745.9
5°	7640.0	7362.0	6782.3	6174.7	5686.3	5186.0	4763.1	4489.1	4465.2	4282.6	4264.7
7.5°	7641.9	7217.1	6293.8	5400.4	4655.9	4143.6	3794.2	3702.8	3593.7	3565.9	3579.7
10°	7647.9	7032.4	5769.7	4634.0	3913.3	3577.8	3446.7	3411.0	3415.0	3426.9	3428.8
12.5°	7655.9	6853.8	5225.7	4052.3	3496.3	3357.3	3343.5	3375.3	3409.0	3434.8	3440.7
15°	7665.8	6649.2	4695.6	3583.7	3287.9	3276.0	3321.6	3375.3	3422.9	3460.6	3466.6
17.5°	7653.8	6411.0	4250.8	3295.8	3172.7	3230.3	3305.7	3373.2	3416.9	3452.6	3456.6
20°	7626.0	6144.9	3822.0	3093.3	3101.2	3194.6	3276.0	3339.5	3387.2	3405.0	3418.9
22.5°	7518.8	5827.2	3448.7	2936.5	3015.9	3144.9	3242.2	3279.9	3226.4	3188.6	3198.6
25°	7336.2	5414.3	3101.2	2809.4	2938.4	3075.5	3174.7	3083.4	3039.7	3023.8	3031.8
27.5°	7107.8	4961.6	2839.2	2676.4	2839.2	2998.0	2970.2	2954.3	2934.4	2908.7	2914.6
30°	6861.7	4518.8	2616.8	2573.1	2732.0	2823.3	2835.2	2861.0	2839.2	2799.5	2815.4
32.5°	6633.3	4101.9	2448.0	2485.8	2656.5	2642.6	2732.0	2761.7	2660.5	2527.4	2533.4
35°	6438.8	3714.8	2321.0	2400.4	2527.4	2533.4	2622.7	2519.5	2410.3	2346.8	2350.7
37.5°	6291.9	3412.9	2237.6	2326.9	2362.7	2438.1	2390.5	2336.9	2322.9	2279.3	2281.3
40°	6204.5	3148.9	2183.9	2269.4	2263.4	2315.0	2162.2	2215.7	2235.6	2221.7	2223.7
42.5°	6117.1	2962.2	2128.4	2190.0	2187.9	2086.7	2052.9	2098.6	2150.2	2156.1	2152.2
45°	6047.7	2817.3	2070.8	2068.8	2108.5	1949.7	1939.8	1967.6	2041.0	2076.8	2074.8
47.5°	5970.2	2696.3	1983.4	1927.8	1939.8	1864.3	1848.4	1860.3	1949.7	2007.3	2023.2
50°	5872.9	2575.1	1874.3	1798.8	1749.1	1784.9	1788.8	1790.9	1880.2	1945.8	1959.6
52.5°	5795.5	2483.8	1749.1	1693.6	1634.0	1713.4	1743.2	1747.2	1800.8	1854.4	1864.3
55°	5841.2	2432.2	1626.1	1586.4	1532.7	1640.0	1697.5	1705.5	1717.4	1757.1	1763.1
57.5°	5978.1	2444.1	1526.8	1475.2	1435.5	1552.6	1649.9	1655.9	1647.9	1695.6	1703.5
60°	6019.9	2438.1	1453.3	1352.1	1328.3	1459.3	1580.4	1592.3	1590.4	1659.8	1673.7
62.5°	5845.1	2362.7	1379.9	1248.8	1233.0	1364.0	1483.2	1530.8	1540.7	1640.0	1657.8
65°	5434.2	2207.8	1282.6	1139.7	1139.7	1262.7	1389.8	1455.4	1483.2	1616.1	1636.0
67.5°	4892.1	2025.2	1183.3	1046.3	1042.3	1165.4	1290.5	1358.0	1401.7	1582.4	1594.3
70°	4060.2	1779.0	1060.3	945.1	945.1	1056.3	1169.4	1250.8	1314.3	1518.9	1518.9
72.5°	2781.6	1479.2	911.3	829.9	831.9	935.1	1050.3	1141.6	1217.1	1391.8	1395.8
75°	1759.1	1155.6	748.5	706.8	714.7	812.0	931.1	1026.4	1177.4	1375.9	1381.8
77.5°	935.1	812.0	595.6	585.7	595.6	685.0	818.0	949.1	1181.3	1193.2	1173.4
80°	605.6	575.7	470.6	450.7	454.7	551.9	728.7	901.4	949.1	961.0	917.3
82.5°	329.6	365.3	333.6	313.7	313.7	430.8	621.5	716.8	681.0	565.9	540.0
85°	140.9	170.8	172.7	150.9	144.9	266.1	416.9	391.1	363.3	347.4	343.5
87.5°	39.7	55.6	55.6	41.7	31.8	73.4	83.4	23.8	0.0	2.0	4.0
90°	0.0	0.0	0.0	0.0	0.0	0.0	0.0	0.0	0.0	0.0	0.0

(END OF REPORT)